

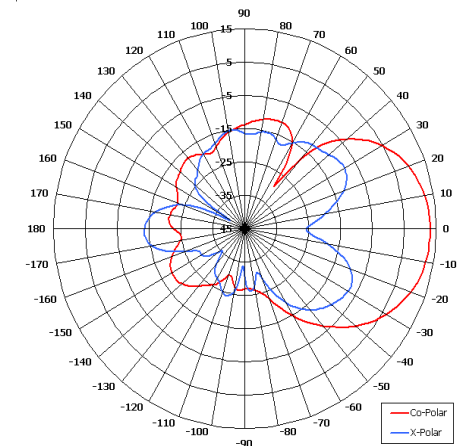
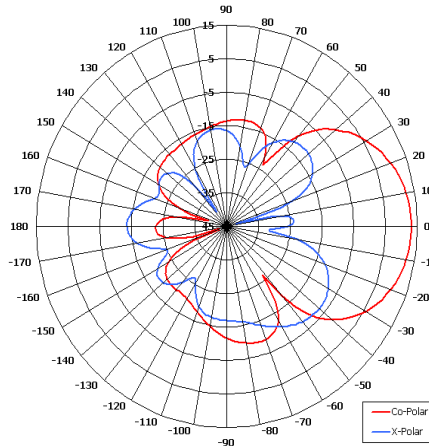
FPA13-915R/1612



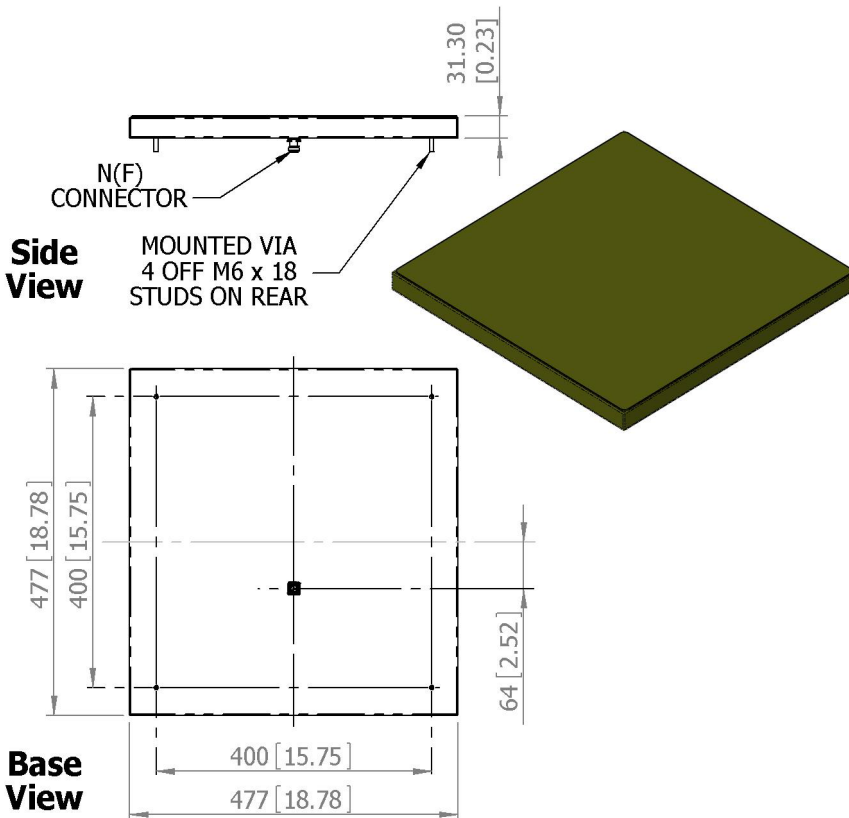
Flat Panel Antenna

The most important thing we build is trust

- Designed for military applications
- Designed for ground based applications
- Low profile design
- Pattern - directional
- Covered by export control legislation



Elevation Pattern



| ELECTRICAL | |
|--------------------------|----------------------------|
| Frequency | 879 - 960 MHz |
| Gain | 13 dBi Peak Nom |
| Polarisation | Right Hand Circular |
| Beamwidth | 40° (Az) x 40° (El) Approx |
| Cross Polar | 1.0 dB Typ |
| VSWR | >1.5:1 |
| Power Rating | 25W |
| Front to Back | >30 dB |
| MECHANICAL | |
| Standard Finish | Military Green (RAL 6003) |
| Mass | 2.7 Kg (5.9 lbs) |
| Temperature | -40° to +60°C |
| Wind Loading | 36.9 Kg/81.2 lbs @ 100mph |
| MOUNTING OPTIONS | |
| Kits Available | N/A |
| See separate data sheets | |
| ADDITIONAL NOTES | |

GA: 1612

European Antennas Limited trading as Cobham Antenna Systems, Microwave Antennas

European Antennas Limited has a policy of continuous development and stress that the information provided is a guide only and does not constitute an offer or contract or part thereof. Whilst every effort is made to ensure the accuracy of the information contained in this brochure, no responsibility can be accepted for any errors or omissions.

The copyright of antenna designs and images is copyright protected and owned by European Antennas Limited.
©European Antennas Limited

Issued 180809

For further information please contact:
Cobham Antenna Systems, Microwave Antennas
Lambda House, Cheveley,
Newmarket, Suffolk CB8 9RG, UK.
Tel +44 (0)1638 732 177
Fax +44 (0) 1638 731999
Email antennasystems.ma@cobham.com