

# LPA7-25R-1230

## Directional Antenna

The most important thing we build is trust

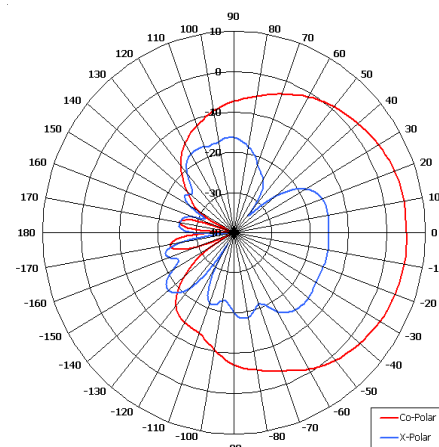
Designed for Broadcast Applications

Suitable for Multiple Applications

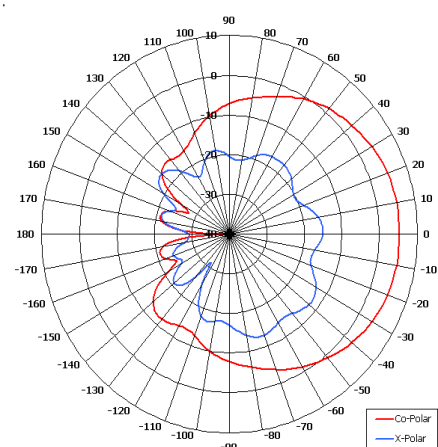
Right Hand Circular Polarised

Low Profile

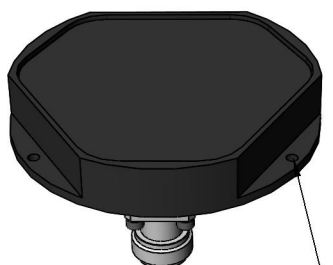
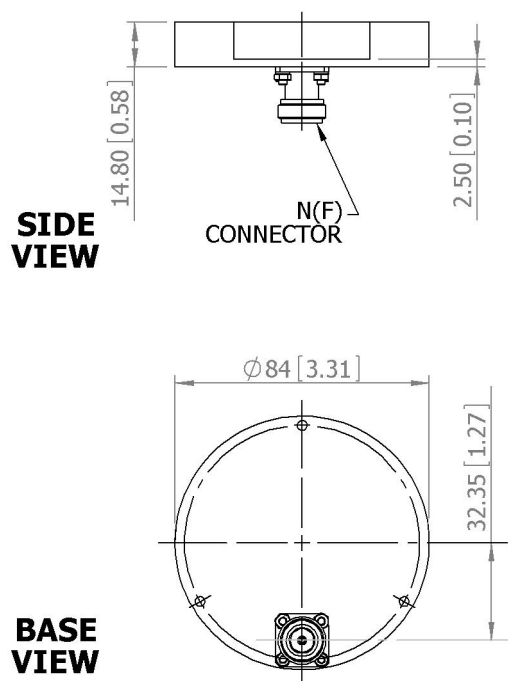
Connector Options



Azimuth Pattern



Elevation Pattern



MOUNTED VIA  
3 OFF Ø3.2 HOLES  
EQUI-SPACED  
ON 77.8 [3.06] PCD

### ELECTRICAL

Frequency	2.30 - 2.70 GHz
Gain	8 dBiC Nom
Polarisation	Right Hand Circular
Beamwidth	75° (Az) x 80° (El) Approx
Axial Ratio	3 dB Typ
VSWR	1.5:1
Power Rating	10 W
Front to Back	>30 dB

### MECHANICAL

Standard Finish	Matt Black
Mass	120 g (4.24 oz)
Temperature	-20° to +50°C
Wind Loading	N/A

### MOUNTING OPTIONS

Kits Available	N/A
See separate data sheets	

### ADDITIONAL NOTES

## GA: 1230

European Antennas Limited trading as Cobham Antenna Systems, Microwave Antennas

European Antennas Limited has a policy of continuous development and stress that the information provided is a guide only and does not constitute an offer or contract or part thereof. Whilst every effort is made to ensure the accuracy of the information contained in this brochure, no responsibility can be accepted for any errors or omissions.

The copyright of antenna designs and images is copyright protected and owned by European Antennas Limited.  
©European Antennas Limited

Issued 060111

For further information please contact:

Cobham Antenna Systems, Microwave Antennas

Lambda House, Cheveley,  
Newmarket, Suffolk CB8 9RG, UK.

Tel +44 (0)1638 732 177

Fax +44 (0) 1638 731999

Email [newmarket.sales@cobham.com](mailto:newmarket.sales@cobham.com)