

# PSA0218R/1142

## Broadband Spiral Antenna

**COBHAM**

The most important thing we build is trust

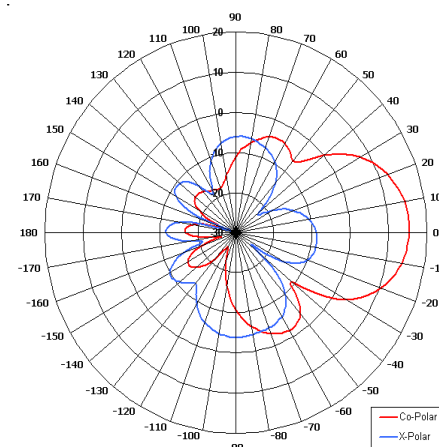
Designed for Electronic Warfare Application

Designed for DF Arrays

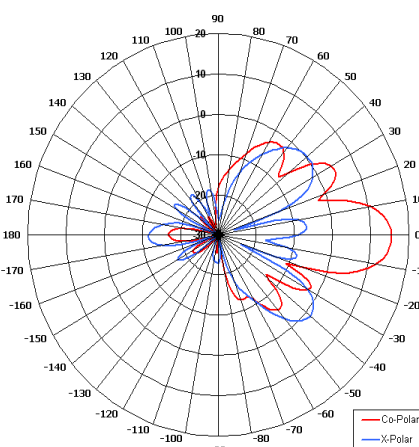
Pattern - Directional

Phase Matching Available

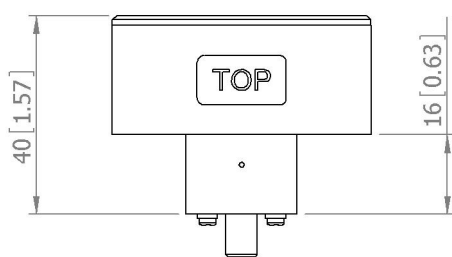
Amplitude Matching Available



Azimuth Pattern



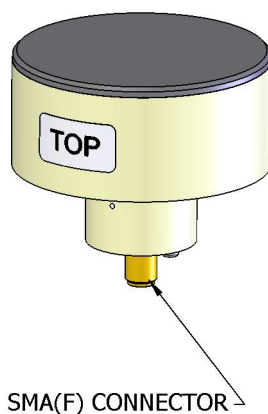
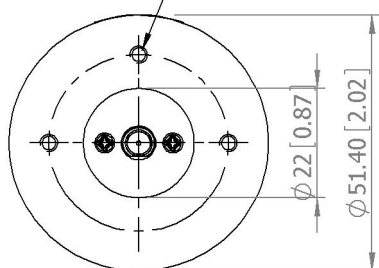
Elevation Pattern



**TOP VIEW**

3 x 6-32 UNC TAPPED HOLES x 0.2" DEEP SPACED AT 90° ON 1.4" PCD

**BASE VIEW**



SMA(F) CONNECTOR

### ELECTRICAL

Frequency	2.00 - 18.00 GHz
Gain	0 dBiC Min 3-18 GHz, -2 dBiC Min 2-3 GHz Nom
Polarisation	Right Hand Circular
Beamwidth	75° (Az) x 75° (El) Approx
Axial Ratio	2 dB Max 3-18 GHz, 10 dB Max, 2-3 GHz
VSWR	2.5:1 Max
Power Rating	5 W
Front to Back	25 dB Min

### MECHANICAL

Standard Finish	Alocrom 1200 Housing, Grey Radome
Mass	70g (2.5 oz)
Temperature	-40° to +85°C
Wind Loading	N/A

### MOUNTING OPTIONS

Kits Available	N/A
See separate data sheets	

### ADDITIONAL NOTES

## GA: 1142

European Antennas Limited trading as Cobham Antenna Systems, Microwave Antennas

European Antennas Limited has a policy of continuous development and stress that the information provided is a guide only and does not constitute an offer or contract or part thereof. Whilst every effort is made to ensure the accuracy of the information contained in this brochure, no responsibility can be accepted for any errors or omissions.

The copyright of antenna designs and images is copyright protected and owned by European Antennas Limited.  
©European Antennas Limited

Issued 010909

For further information please contact:

Cobham Antenna Systems, Microwave Antennas

Lambda House, Cheveley,  
Newmarket, Suffolk CB8 9RG, UK.

Tel +44 (0)1638 732 177

Fax +44 (0) 1638 731999

Email [newmarket.sales@cobham.com](mailto:newmarket.sales@cobham.com)