

# LPA7-57R/216

# COBHAM

## Low Profile Antenna

The most important thing we build is trust

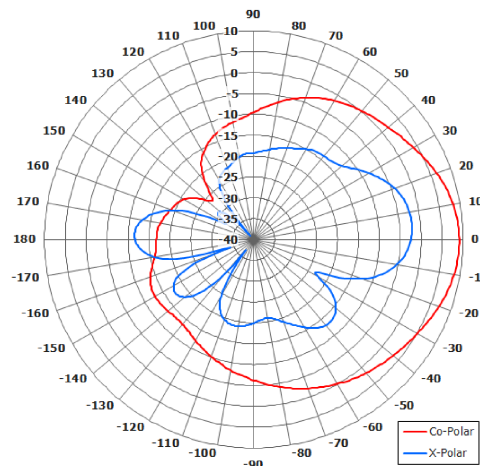
### Key Features

Designed for Security Applications

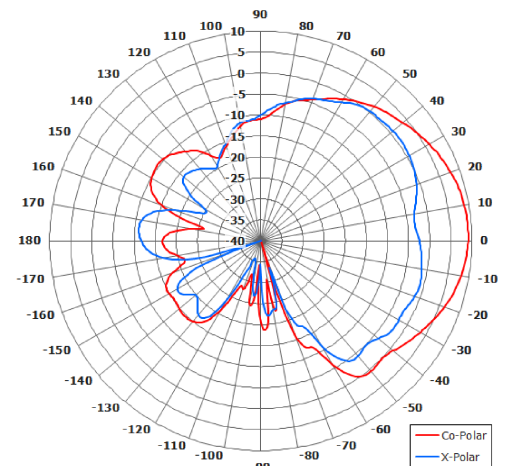
Right Hand Circular

Low Profile

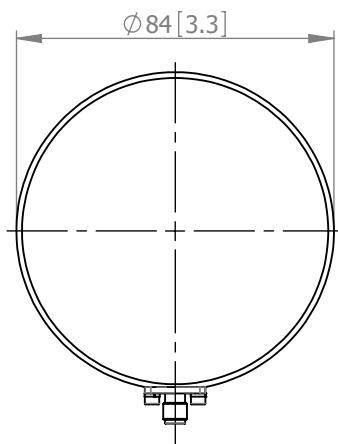
Lightweight



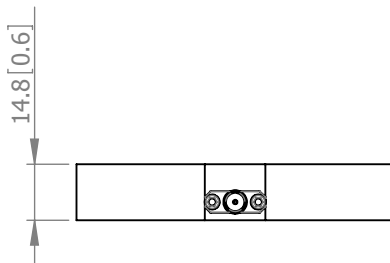
Azimuth Polar Plot



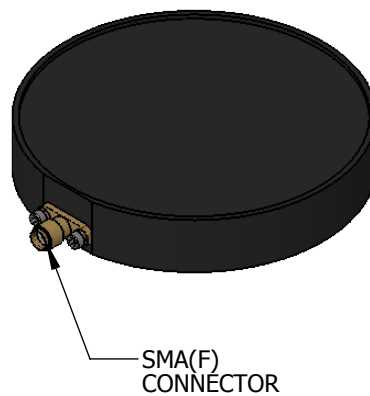
Elevation Polar Plot



PLAN VIEW



SIDE VIEW



SMA(F) CONNECTOR

### ELECTRICAL

Frequency:	5.4 - 6.0 GHz
Gain:	8.8 dBiC
Polarisation:	Right Hand Circular
Beamwidth:	50° (Az) x 50° (El) Approx
VSWR:	1.5:1
Power Rating:	5 W
Front to Back:	>20 dB
Electrical Tilt:	N/A

### MECHANICAL

Standard Finish:	Matt Black
Mass:	150 g / 5.3 oz
Temperature:	-20° to +50°C
Wind Loading:	8.5 N @ 100 mph

### MOUNTING OPTIONS

Kits Available:	N/A
-----------------	-----

See Separate Data Sheets

DS: 0216-2 Issued: 260417  
Dimensions: mm [inches] M

Chelton Limited trading as Cobham Antenna Systems, Microwave Antennas

Chelton Limited has a policy of continuous development and stress that the information provided is a guide only and does not constitute an offer or contract or part thereof. Whilst every effort is made to ensure the accuracy of the information contained in this Data Sheet, no responsibility can be accepted for any errors or omissions.

The copyright of antenna designs and images is copyright protected and owned by Chelton Limited.  
©Chelton Limited.

For further information please contact:

Cobham Antenna Systems, Microwave Antennas, Lambda House, Cheveley, Newmarket, Suffolk, CB8 9RG, UK

T: +44 (0) 1638 732177  
E: [newmarket.sales@cobham.com](mailto:newmarket.sales@cobham.com)  
W: [www.cobham.com/antennasystems/microwaveantennas](http://www.cobham.com/antennasystems/microwaveantennas)