

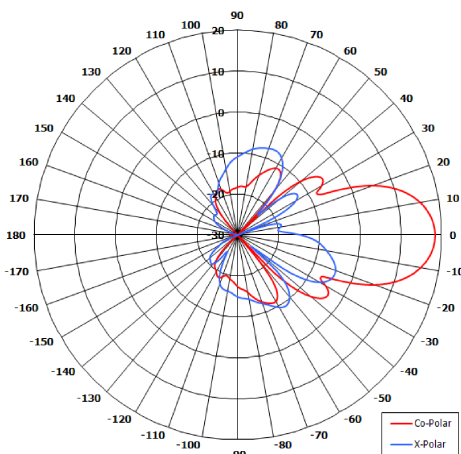
FPA18-4.7VH/2147

Flat Panel Antenna

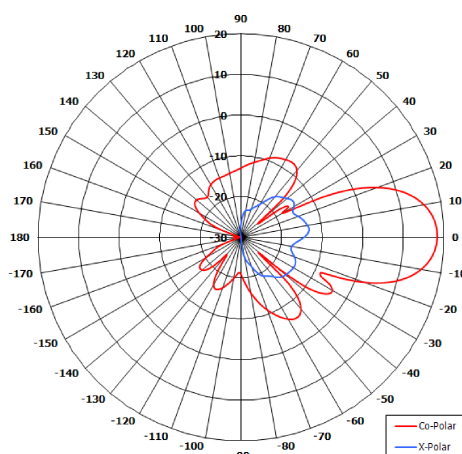
Provisional Specification

The most important thing we build is trust.

COBHAM



Azimuth Polar Plot
(similar product)




Elevation Polar Plot
(similar product)

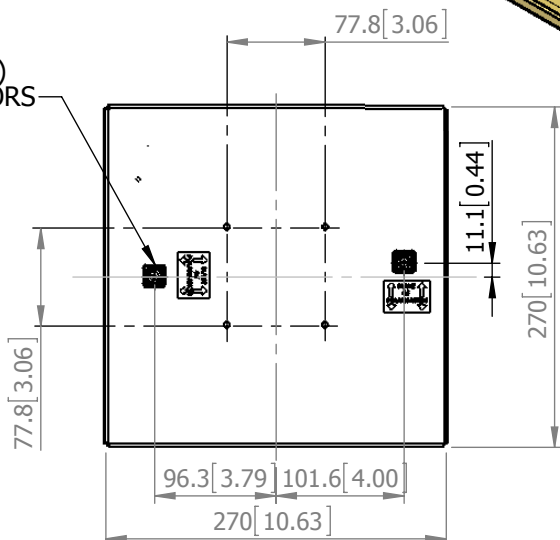
**TOP
VIEW**

13.2 [0.52]

MOUNTED VIA
4 OFF M5 x 15
STUDS FOR MK4/B



**REAR
VIEW**



ELECTRICAL

Frequency:	4.4 - 5.0 GHz
Gain:	19 dBi Typ.
Polarisation:	Dual Linear (Vertical & Horizontal)
Beamwidth:	16° (Az) x 16° (El) Approx.
Cross Polar:	>30 dB
VSWR:	2:1
Power Rating:	25 W
Front to Back:	>25 dB
Electrical Tilt:	0°

MECHANICAL

Standard Finish:	CARC Tan 686A
Mass:	650g (1.4 lbs).
Temperature:	-30° to +55°C
Wind Loading:	12.7 Kg (27.9 lbs) @ 100 mph

MOUNTING OPTIONS

Kits Available:	MK4/B
See Separate Data Sheets	

GA: 2147-a Issued: 081113
Dimensions: mm [inches] M

European Antennas Limited trading as Cobham Antenna Systems, Microwave Antennas

European Antennas Limited has a policy of continuous development and stress that the information provided is a guide only and does not constitute an offer or contract or part thereof. Whilst every effort is made to ensure the accuracy of the information contained in this datasheet, no responsibility can be accepted for any errors or omissions.

The copyright of antenna designs and images is copyright protected and owned by European Antennas Limited.
©European Antennas Limited.

For further information please contact:

Cobham Antenna Systems, Microwave Antennas

Lambda House, Cheveley,
Newmarket, Suffolk. CB8 9RG, UK
Tel +44 (0)1638 732177
Fax +44 (0)1638 731999
E-mail newmarket.sales@cobham.com