

FPA13-18R/1974

COBHAM

Directional Antenna

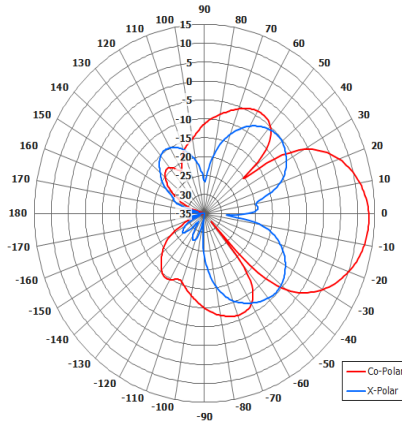
The most important thing we build is trust

Designed for Security Applications

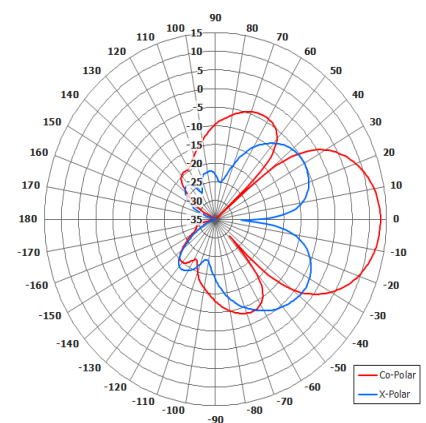
Right Hand Circular Polarised

Pattern - Directional

Low Profile



Azimuth Pattern



Elevation Pattern

ELECTRICAL

Frequency	1.60 - 1.95 GHz
Gain	13.0 dBIC Nom
Polarisation	Right Hand Circular
Beamwidth	35° (Az) x 35° (El) Approx
Axial Ratio	1.7 dB Typ
VSWR	2.0:1 Max, 1.5:1 Typ
Power Rating	20 W
Front to Back	35 dB Min

MECHANICAL

Standard Finish	White
Mass	0.75 Kg (1.65 lbs)
Temperature	-40° to +65° C
Wind Loading	11.4 Kg (25.0 lbs) @ 100mph

MOUNTING OPTIONS

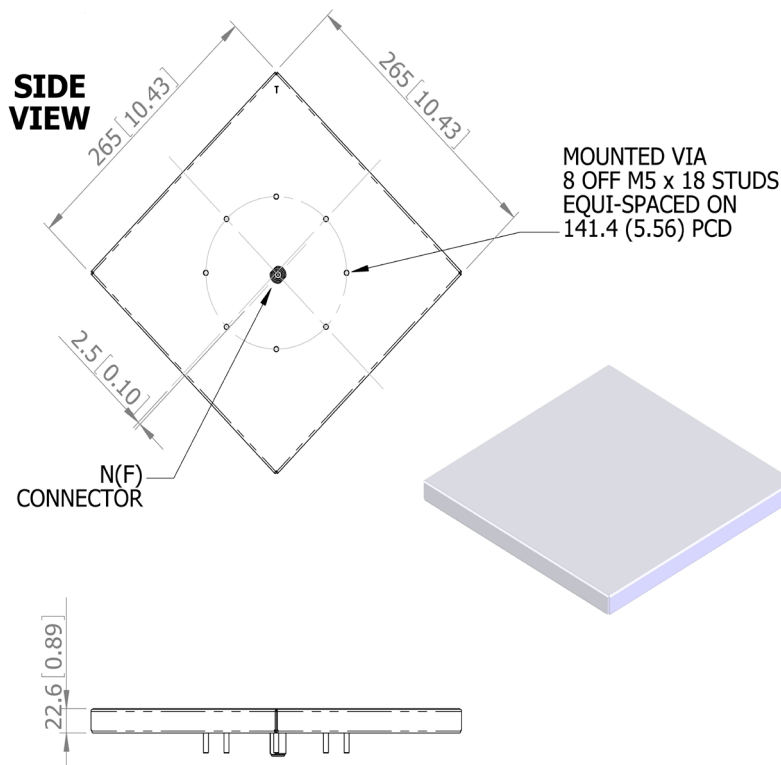
Kits Available	N/A
See separate data sheets	

ADDITIONAL NOTES

Issued 060314

For further information please contact:

Cobham Antenna Systems, Microwave Antennas
 Lambda House, Cheveley,
 Newmarket, Suffolk CB8 9RG, UK.
 Tel +44 (0)1638 732 177
 Fax +44 (0) 1638 731999
 Email newmarket.sales@cobham.com



GA: 1974

BASE VIEW

European Antennas Limited trading as Cobham Antenna Systems, Microwave Antennas

European Antennas Limited has a policy of continuous development and stress that the information provided is a guide only and does not constitute an offer or contract or part thereof. Whilst every effort is made to ensure the accuracy of the information contained in this brochure, no responsibility can be accepted for any errors or omissions.

The copyright of antenna designs and images is copyright protected and owned by European Antennas Limited.
 ©European Antennas Limited