

OA4-0.9V/1520

Omni Antenna



Key Features

Designed for Electronic Warfare

Applications

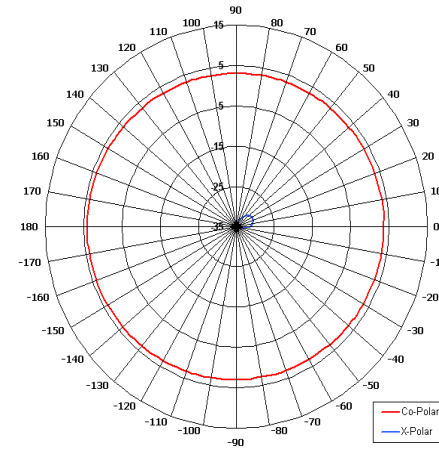
Suitable for Military Network

Applications

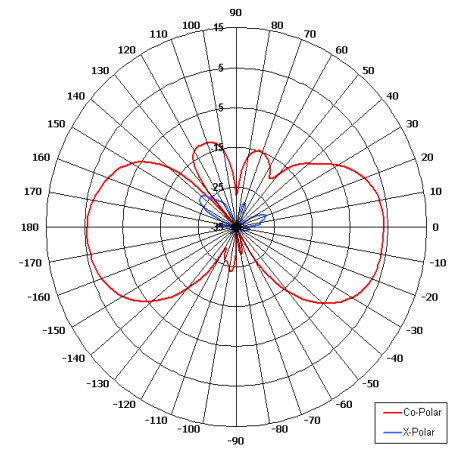
Suitable for Outdoor Applications

Rugged

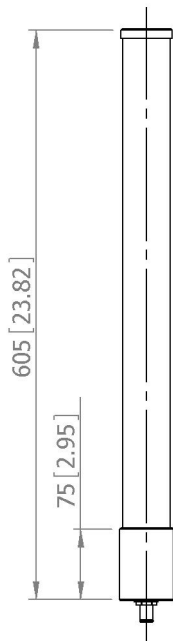
Mounting Options




Azimuth Pattern



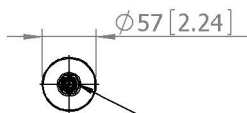
Elevation Pattern



SIDE VIEW



MOUNTED VIA
Ø 57 [2.24] SPIGOT



BASE VIEW

N(F) CONNECTOR

GA: 1520

ELECTRICAL

Frequency	870 - 960 MHz
Gain	4.5 dBi Nom
Polarisation	Linear (Vertical)
Beamwidth	360° (Az) x 45° (El) Approx
Electrical Tilt	7° Down
Cross Polar	>30 dB Typ
VSWR	<2:1
Power Rating	50 W
Front to Back	N/A

MECHANICAL

Standard Finish	Gloss White
Mass	0.6 Kg (1.32 lbs)
Temperature	-40° to +60°C
Wind Loading	4.4 Kg (10.6 lbs) @ 100 mph

MOUNTING OPTIONS

Kits Available	MK7/B
See separate data sheets	

ADDITIONAL NOTES

Issued 180210

Chelton Limited has a policy of continuous development and stress that the information provided is a guide only and does not constitute an offer or contract or part thereof. Whilst every effort is made to ensure the accuracy of the information contained in this brochure, no responsibility can be accepted for any errors or omissions.

The copyright of antenna designs and images is copyright protected and owned by Chelton Limited.
©Chelton Limited

For further information please contact: Chelton Limited, Lambda House, Cheveley, Newmarket, Suffolk CB8 9RG, UK.
T: +44 (0)1638 732 177
E: newmarket.sales@chelton.com
W: www.chelton.com/microwave