

OA2-0.3-10.0V/1505

COBHAM

Ultra Wide Band Omni Antenna

The most important thing we build is trust

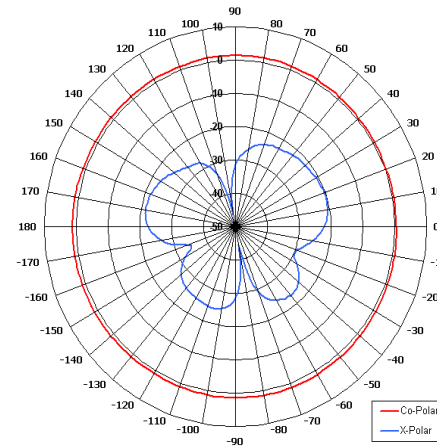
Designed for Security Applications

Suitable for IED Countermeasure Applications

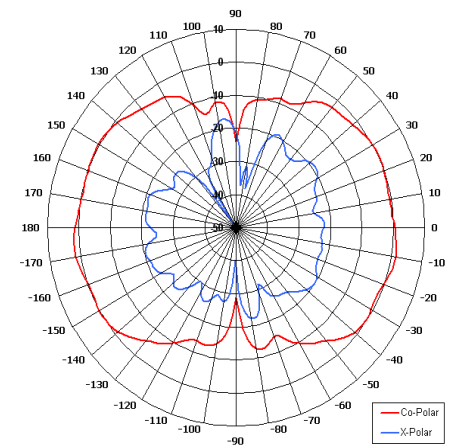
High Power

Rugged

Mounting Options



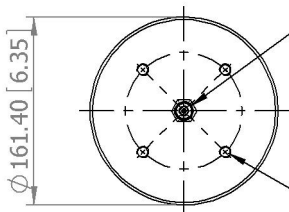
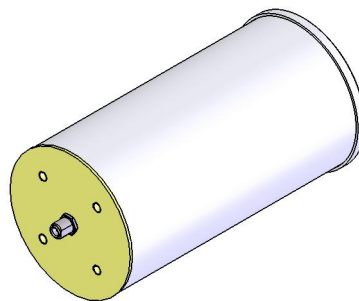
Azimuth Pattern



Elevation Pattern



SIDE VIEW



BASE VIEW

N(F) CONNECTOR

4 OFF M10 x 15 DEEP HOLES EQUI-SPACED ON 100.0 PCD

ELECTRICAL

Frequency	0.30 - 10.00 GHz
Gain	2 dBi Typical on Horizon
Polarisation	Linear (Vertical)
Beamwidth	360° (Az) x 65° (El) Approx
Cross Polar	20 dB Typ
VSWR	2.5:1 above 1.0 GHz 6:1 down to 300 MHz
Power Rating	100 W
Front to Back	N/A

MECHANICAL

Standard Finish	Gloss White
Mass	1.65 Kg/3.6 lbs
Temperature	-20° to +50° C
Wind Loading	8.0 Kg/17.6 lbs @ 100mph

MOUNTING OPTIONS

Kits Available	120A
----------------	------

See separate data sheets

ADDITIONAL NOTES

GA: 1505

Issued 060510

European Antennas Limited trading as Cobham Antenna Systems, Microwave Antennas

European Antennas Limited has a policy of continuous development and stress that the information provided is a guide only and does not constitute an offer or contract or part thereof. Whilst every effort is made to ensure the accuracy of the information contained in this brochure, no responsibility can be accepted for any errors or omissions.

The copyright of antenna designs and images is copyright protected and owned by European Antennas Limited.
©European Antennas Limited

For further information please contact:

Cobham Antenna Systems, Microwave Antennas
Lambda House, Cheveley,
Newmarket, Suffolk CB8 9RG, UK.
Tel +44 (0)1638 732 177
Fax +44 (0) 1638 731999
Email newmarket.sales@cobham.com