

# FPA8-3.5R/1519

## Directional Antenna

The most important thing we build is trust

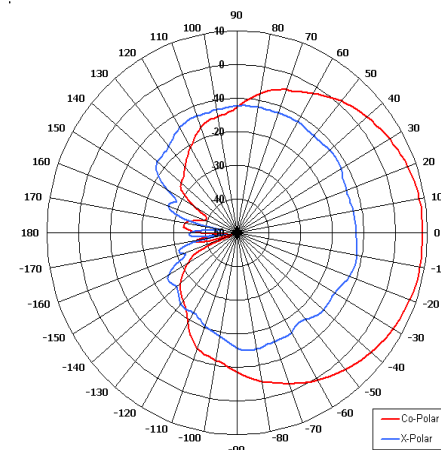
Designed for Military Applications

Suitable for Covert Applications

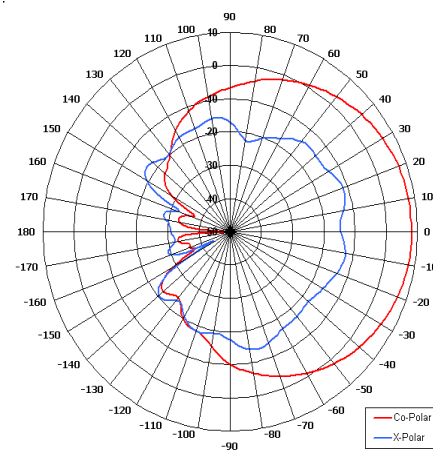
Rugged

Low Profile

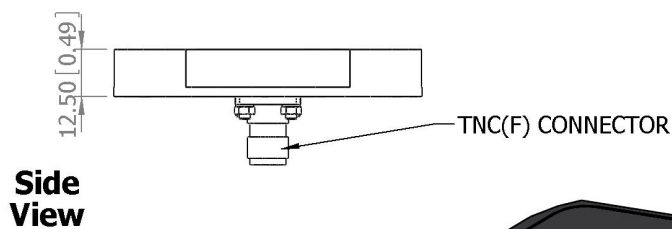
Connector Options



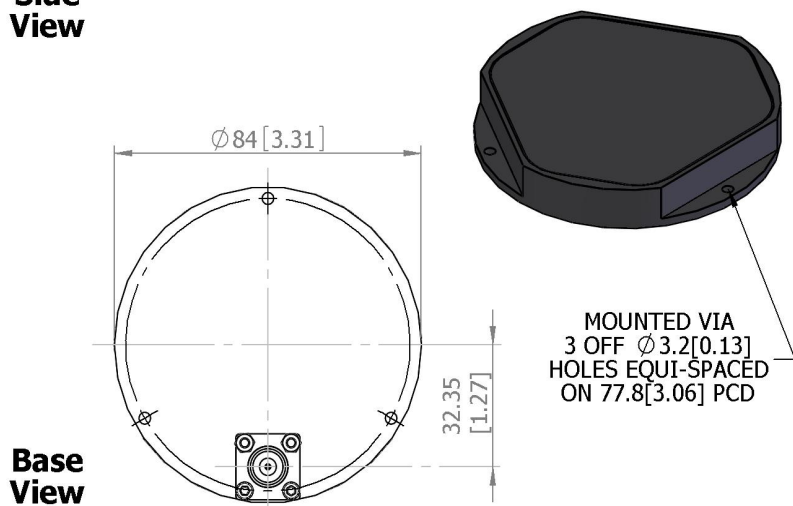
Azimuth Pattern



Elevation Pattern



Side View



Base View

GA: 1519

### ELECTRICAL

Frequency	3.30 - 3.60 GHz
Gain	8.0 dBiC Nom
Polarisation	Right Hand Circular
Beamwidth	70° (Az) x 70° (El) Approx
Axial Ratio	3 dB Typ
VSWR	1.5:1
Power Rating	10 W
Front to Back	>25 dB

### MECHANICAL

Standard Finish	Matt Black
Mass	110g/3.87 ozs
Temperature	-20° to +50°C
Wind Loading	0.9 Kg/2.0 lbs @ 100mph

### MOUNTING OPTIONS

Kits Available	N/A
See separate data sheets	

### ADDITIONAL NOTES

European Antennas Limited trading as Cobham Antenna Systems, Microwave Antennas

European Antennas Limited has a policy of continuous development and stress that the information provided is a guide only and does not constitute an offer or contract or part thereof. Whilst every effort is made to ensure the accuracy of the information contained in this brochure, no responsibility can be accepted for any errors or omissions.

The copyright of antenna designs and images is copyright protected and owned by European Antennas Limited.  
©European Antennas Limited

Issued 101210

For further information please contact:

Cobham Antenna Systems, Microwave Antennas

Lambda House, Cheveley,  
Newmarket, Suffolk CB8 9RG, UK.

Tel +44 (0)1638 732 177

Fax +44 (0) 1638 731999

Email [newmarket.sales@cobham.com](mailto:newmarket.sales@cobham.com)