

PSA0218L/1333

COBHAM

Spiral Antenna

The most important thing we build is trust

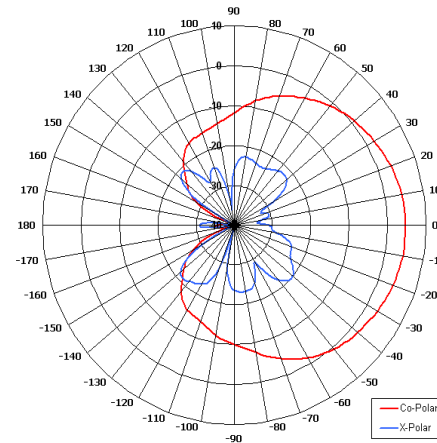
Designed for Test & Measurement Applications

Designed for DF Arrays

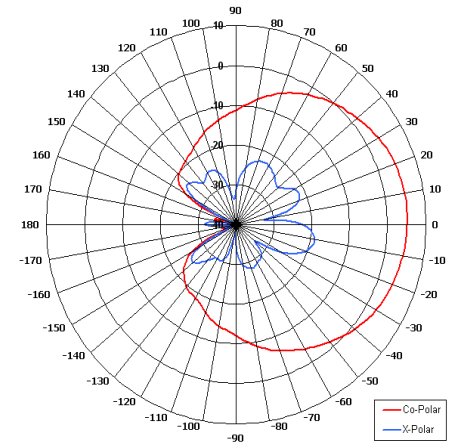
Pattern - Directional

Phase Matching Available

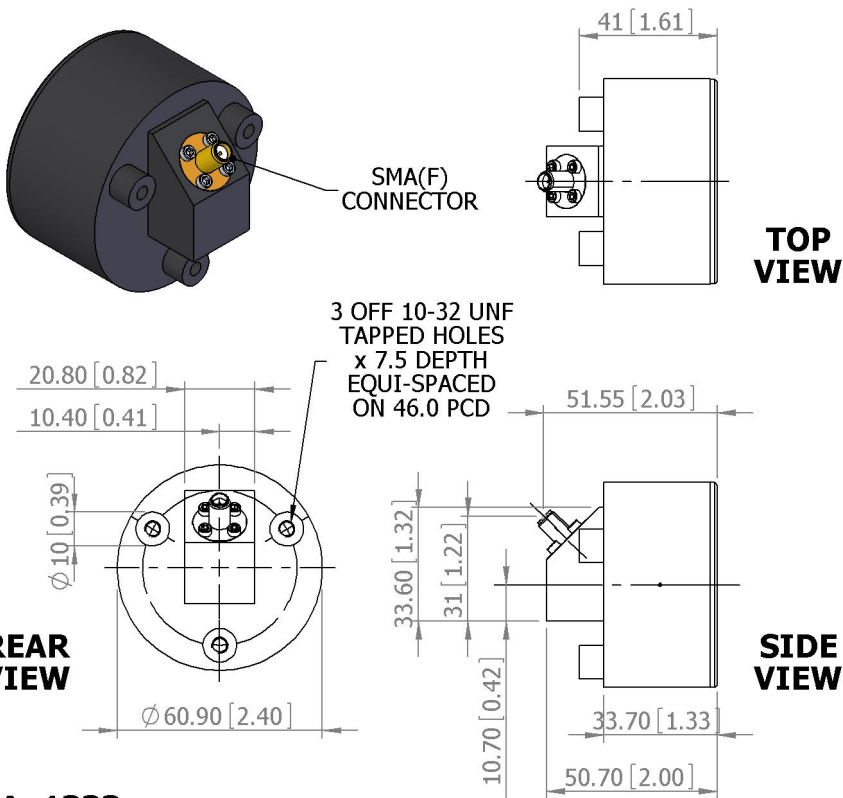
Amplitude Matching Available



Azimuth Pattern



Elevation Pattern



GA: 1333

ELECTRICAL

Frequency	2.00 - 18.00 GHz
Gain	> -4 dBiC (2-4 GHz) >2 dBiC (6-18 GHz)
Polarisation	Left Hand Circular
Beamwidth	3 dB 75°, 6 dB 110° Approx
Axial Ratio	3.5 boresight, 4 across HPBW worst case
VSWR	2:1 over 90% of band, 3:1 worst case
Power Rating	2-5 W varies across band
Beam Squint	6° Typ 10° Max

MECHANICAL

Standard Finish	Black-27038 per Def-Std-595
Mass	85g (3.0 oz)
Temperature	-62° to +71°C
Wind Loading	N/A

MOUNTING OPTIONS

Kits Available	N/A
----------------	-----

See separate data sheets

ADDITIONAL NOTES

Issued 250210

European Antennas Limited trading as Cobham Antenna Systems, Microwave Antennas

European Antennas Limited has a policy of continuous development and stress that the information provided is a guide only and does not constitute an offer or contract or part thereof. Whilst every effort is made to ensure the accuracy of the information contained in this brochure, no responsibility can be accepted for any errors or omissions.

The copyright of antenna designs and images is copyright protected and owned by European Antennas Limited.
©European Antennas Limited

For further information please contact:

Cobham Antenna Systems, Microwave Antennas
Lambda House, Cheveley,
Newmarket, Suffolk CB8 9RG, UK.
Tel +44 (0)1638 732 177
Fax +44 (0) 1638 731999
Email newmarket.sales@cobham.com