

SA17-24V/556

COBHAM

Sector Antenna

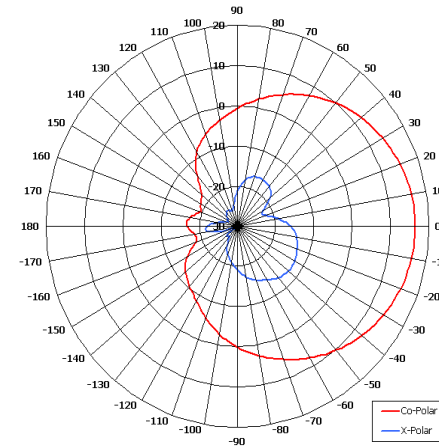
The most important thing we build is trust

Designed for WLAN Applications

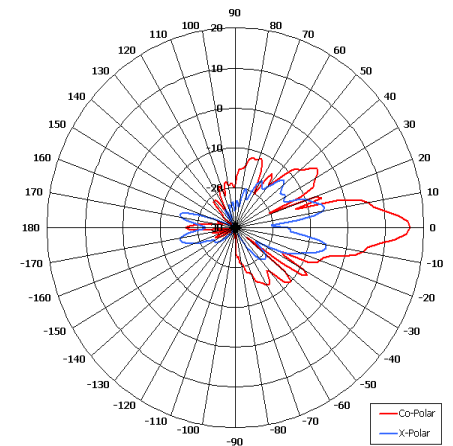
Suitable for RFID Applications

Low Profile

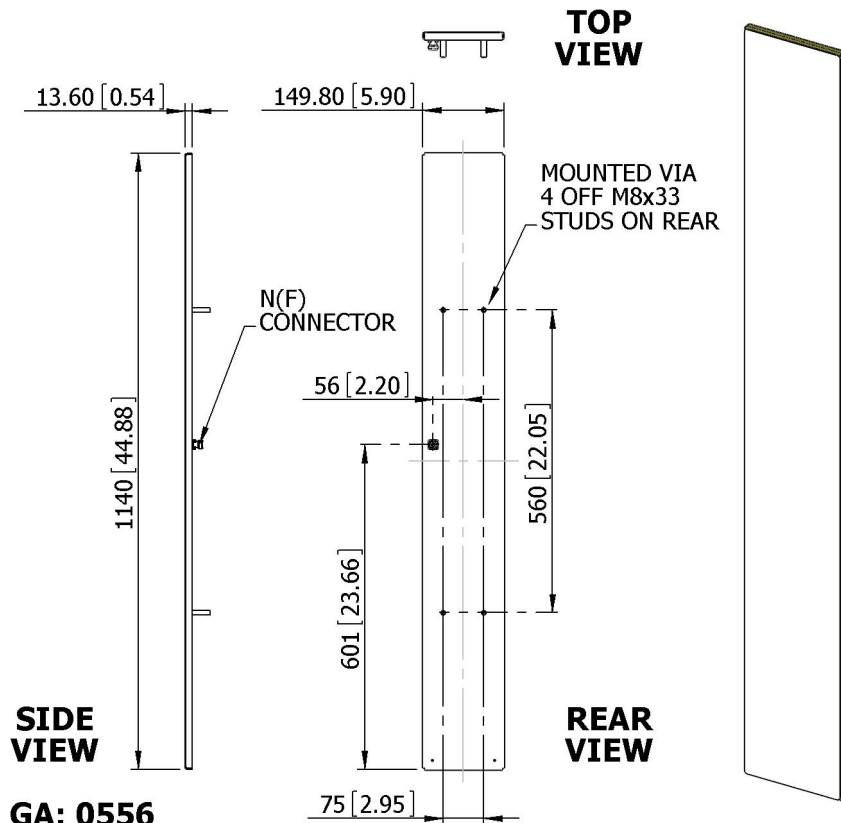
Rugged



Azimuth Pattern



Elevation Pattern



GA: 0556

ELECTRICAL

Frequency	2.30 - 2.48 GHz
Gain	17 dBi Nom
Polarisation	Linear (Vertical)
Beamwidth	70° (Az) x 8° (El) Approx
Cross Polar	20 dB
VSWR	1.5:1 Typ, 2:1 Max
Power Rating	25 W
Front to Back	25 dB
Electrical Tilt	0°

MECHANICAL

Standard Finish	Gloss White
Mass	2.4 Kg (5.28 lbs) (excl brackets)
Temperature	-20° to +50°C
Wind Loading	30 Kg (66 lbs) @ 100mph

MOUNTING OPTIONS

Kits Available	MK1/B (included)
See separate data sheets	

ADDITIONAL NOTES

Issued 021212

European Antennas Limited trading as Cobham Antenna Systems, Microwave Antennas

European Antennas Limited has a policy of continuous development and stress that the information provided is a guide only and does not constitute an offer or contract or part thereof. Whilst every effort is made to ensure the accuracy of the information contained in this brochure, no responsibility can be accepted for any errors or omissions.

The copyright of antenna designs and images is copyright protected and owned by European Antennas Limited.
©European Antennas Limited

For further information please contact:

Cobham Antenna Systems, Microwave Antennas
 Lambda House, Cheveley,
 Newmarket, Suffolk CB8 9RG, UK.
 Tel +44 (0)1638 732 177
 Fax +44 (0) 1638 731999
 Email antennasystems.ma@cobham.com