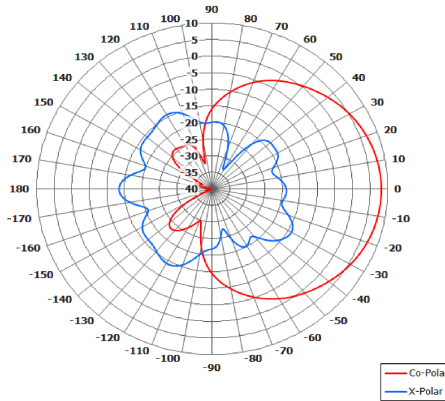


FPA7-0.4L/2127

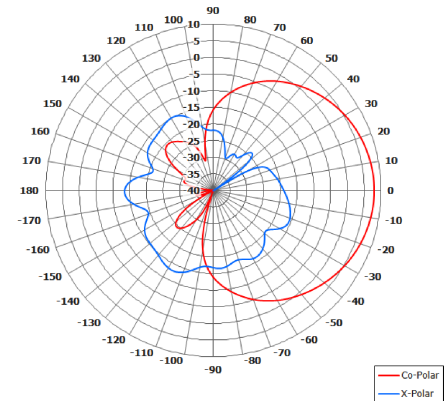
Directional Antenna

Provisional Specification

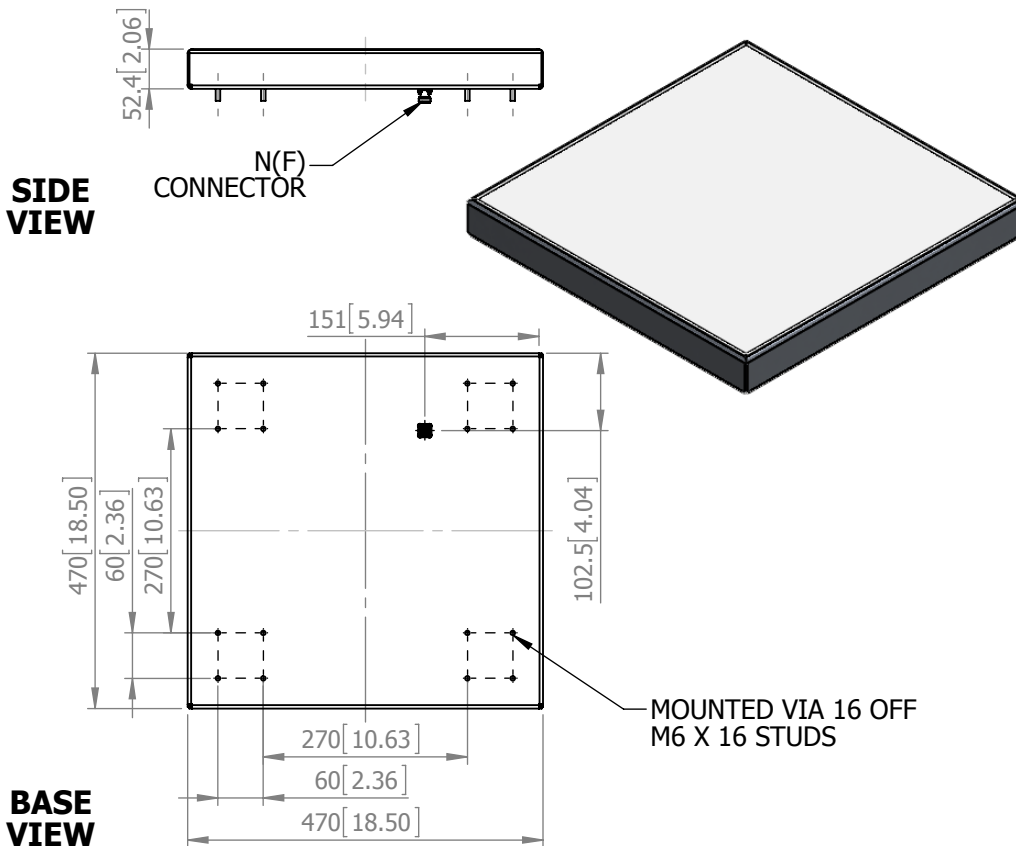
The most important thing we build is trust.



Azimuth Polar Plot



Elevation Polar Plot



ELECTRICAL

Frequency:	400-450 MHz
Gain:	7 dBi Typ.
Polarisation:	Left Hand Circular
Beamwidth:	65° (Az) x 65° (El) Approx.
Axial Ratio:	3dB Typ.
VSWR:	1.5:1
Power Rating:	200 W
Front to Back:	>25 dB
Electrical Tilt:	0°

MECHANICAL

Standard Finish:	White Radome, Aluminium Housing
Mass:	3.7Kg (8.1 lbs)
Temperature:	-20° to +50°C
Wind Loading:	36 Kg (97 lbs) @ 100 mph

MOUNTING OPTIONS

Kits Available:	N/A
See Separate Data Sheets	

GA: 2127-A Issued: 260214
 Dimensions: mm [inches] M

European Antennas Limited trading as Cobham Antenna Systems, Microwave Antennas

European Antennas Limited has a policy of continuous development and stress that the information provided is a guide only and does not constitute an offer or contract or part thereof. Whilst every effort is made to ensure the accuracy of the information contained in this datasheet, no responsibility can be accepted for any errors or omissions.

The copyright of antenna designs and images is copyright protected and owned by European Antennas Limited.
 ©European Antennas Limited.

For further information please contact:

Cobham Antenna Systems, Microwave Antennas

Lambda House, Cheveley,
 Newmarket, Suffolk. CB8 9RG, UK
 Tel +44 (0)1638 732177
 Fax +44 (0)1638 731999
 E-mail newmarket.sales@cobham.com