

FPA7-2.3R/2351

COBHAM

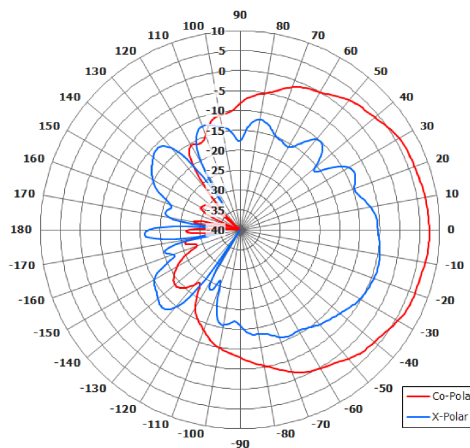
Body Worn Antenna

Provisional Specification

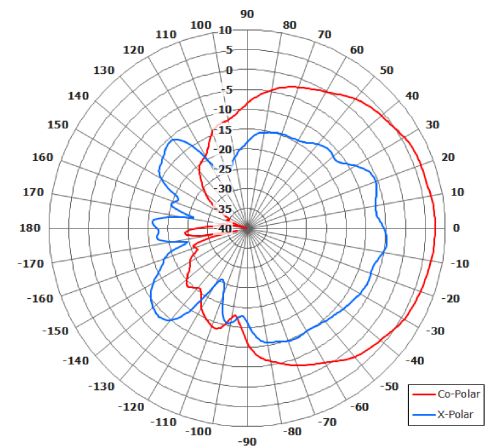
The most important thing we build is trust

Key Features

Low Profile

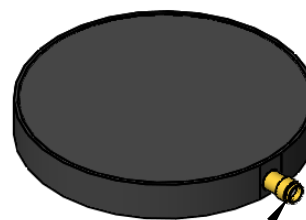
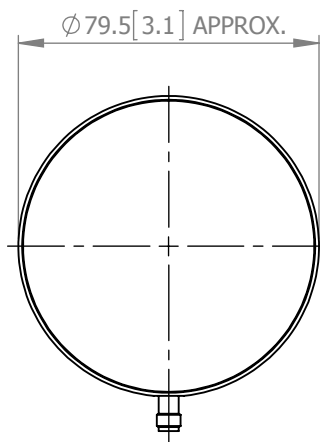


Azimuth Polar Plot



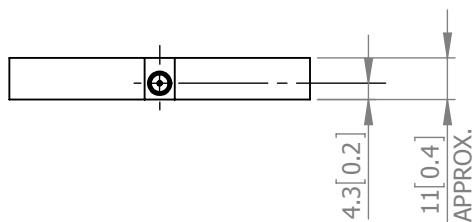
Elevation Polar Plot

TOP VIEW



SMA(F)
CONNECTOR

SIDE VIEW



ELECTRICAL

Frequency:	2.2 - 2.5 GHz
Gain:	8 dBi Typ.
Polarisation:	Right Hand Circular
Beamwidth:	70° (Az) x 70° (Ei) Approx
Axial Ratio:	3.5 dB Typ.
VSWR:	<2:1
Power Rating:	10 W
Front to Back:	20 dB Typ.

MECHANICAL

Standard Finish:	Black
Mass:	71 g / 2.5 oz Approx.
Temperature:	-40° to +60°C
Wind Loading:	0.06 Kg / 0.13 lbs @ 100 mph

MOUNTING OPTIONS

Kits Available: N/A

See Separate Data Sheets

DS: 2351-A Issued: 310316

Dimensions: mm [inches] M

Chelton Limited trading as Cobham Antenna Systems, Microwave Antennas

Chelton Limited has a policy of continuous development and stress that the information provided is a guide only and does not constitute an offer or contract or part thereof. Whilst every effort is made to ensure the accuracy of the information contained in this Data Sheet, no responsibility can be accepted for any errors or omissions.

The copyright of antenna designs and images is copyright protected and owned by Chelton Limited.
©Chelton Limited.

For further information please contact:

Cobham Antenna Systems, Microwave Antennas, Lambda House, Cheveley, Newmarket, Suffolk, CB8 9RG, UK

T: +44 (0) 1638 732177

E: newmarket.sales@cobham.com

W: www.cobham.com/antennasystems/microwaveantennas