

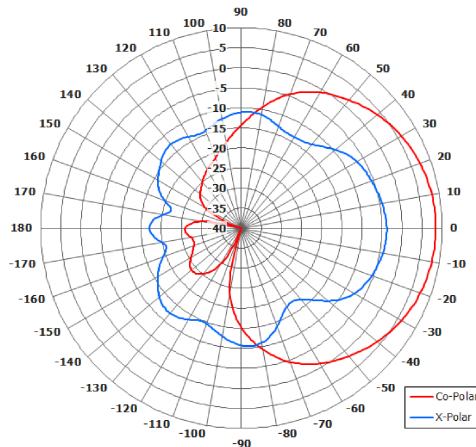
# FPA7-0.75R/2295

## Flat Panel Antenna

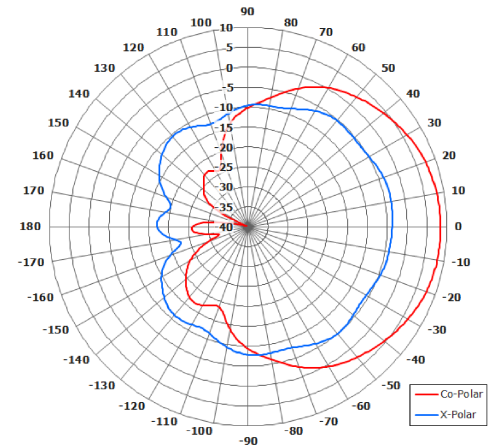
# COBHAM

The most important thing we build is trust

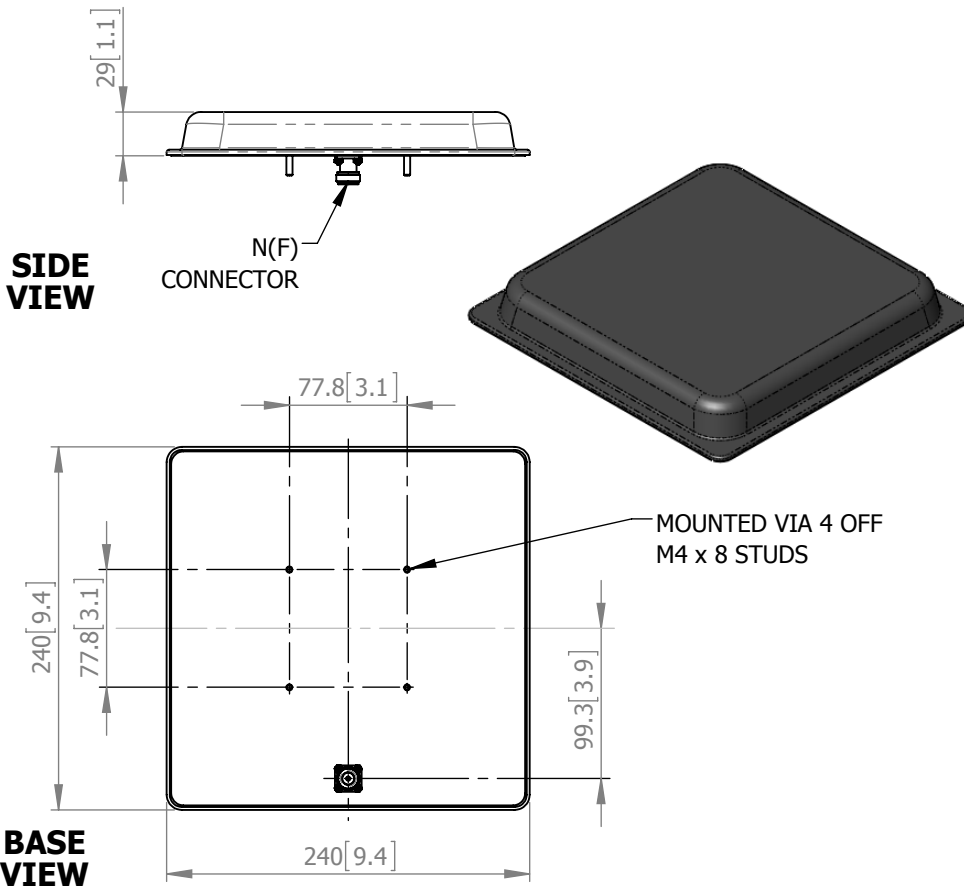
### Key Features



Azimuth Polar Plot (similar product)



Elevation Polar Plot (similar product)



### ELECTRICAL

Frequency: 0.7 - 0.8 GHz

Gain: 8 dBi

Polarisation: Right Hand Circular

Beamwidth: 70° (Az) x 70° (El)

Axial Ratio: 4 dB Typ.

VSWR: 1.5:1

Power Rating: 50 W

Front to Back: >20dB

Electrical Tilt: 0°

### MECHANICAL

Standard Finish Black

Mass: 620 g / 1.36 lbs

Temperature: -40° to +60°C

Wind Loading: 9.4 Kg / 20.7 lbs @ 100 mph

### MOUNTING OPTIONS

Kits Available: MK4

See Separate Data Sheets

DS: 2295-1 Issued: 200116

Dimensions: mm [inches] H

Chelton Limited trading as Cobham Antenna Systems, Microwave Antennas

Chelton Limited has a policy of continuous development and stress that the information provided is a guide only and does not constitute an offer or contract or part thereof. Whilst every effort is made to ensure the accuracy of the information contained in this Data Sheet, no responsibility can be accepted for any errors or omissions.

The copyright of antenna designs and images is copyright protected and owned by Chelton Limited.  
©Chelton Limited.

For further information please contact:

Cobham Antenna Systems, Microwave Antennas, Lambda House, Cheveley, Newmarket, Suffolk, CB8 9RG, UK

T: +44 (0) 1638 732177

E: [newmarket.sales@cobham.com](mailto:newmarket.sales@cobham.com)

W: [www.cobham.com/antennasystems/microwaveantennas](http://www.cobham.com/antennasystems/microwaveantennas)