

OA2-0.43V/2455



Rugged Omni Antenna

The most important thing we build is trust

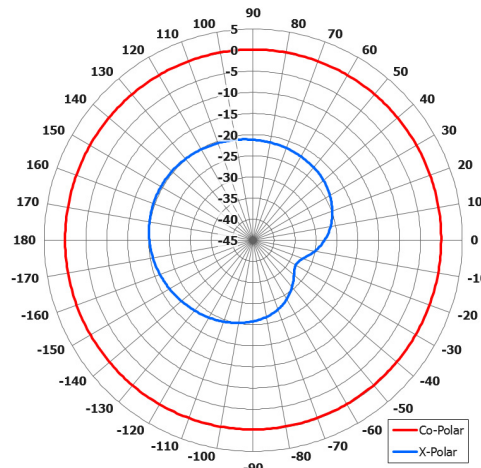
Key Features

Designed for Multiple Applications

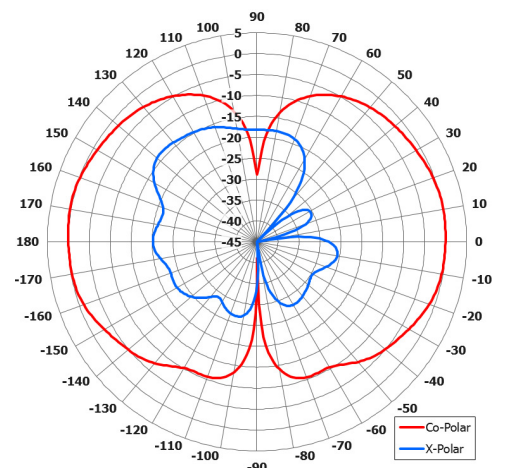
Suitable for Outdoor Applications

Rugged

Ground Plane Independent

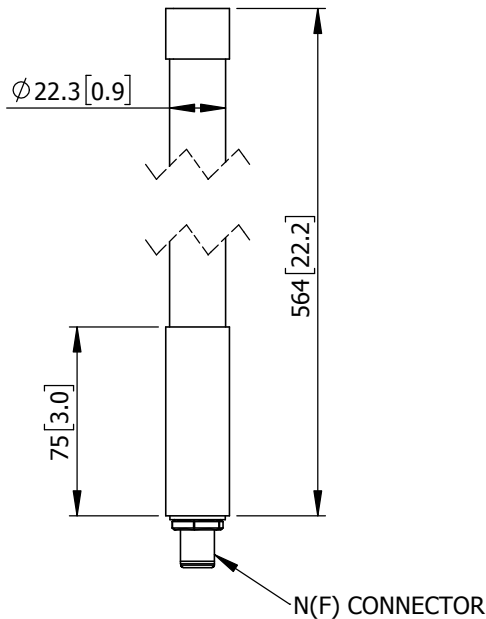


Azimuth Polar Plot

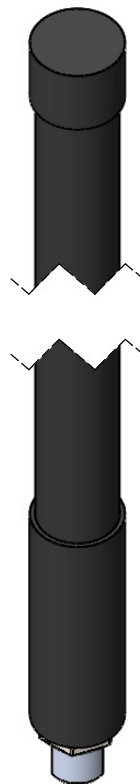
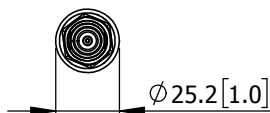


Elevation Polar Plot

SIDE VIEW



BASE VIEW



ELECTRICAL

Frequency:	425 - 442MHz
Gain:	2 dBi Nom.
Polarisation:	Linear (Vertical)
Beamwidth:	360° (Az) x 70° (El)
Axial Ratio:	>15 dB Typ.
VSWR:	2:1 MAX
Power Rating:	10 W
Front to Back:	N/A
Electrical Tilt:	N/A

MECHANICAL

Standard Finish:	Matt Black
Mass:	0.2 Kg / 0.44 lbs
Temperature:	-20° to +50°C
Wind Loading:	1.9 Kg / 4.1 lbs @ 100 mph

MOUNTING OPTIONS

Kits Available:	N/A
-----------------	-----

See Separate Data Sheets

DS: 2455-1 Issued: 021018
Dimensions: mm [inches] M

Chelton Limited trading as Cobham Antenna Systems, Microwave Antennas

Chelton Limited has a policy of continuous development and stress that the information provided is a guide only and does not constitute an offer or contract or part thereof. Whilst every effort is made to ensure the accuracy of the information contained in this Data Sheet, no responsibility can be accepted for any errors or omissions.

The copyright of antenna designs and images is copyright protected and owned by Chelton Limited.
©Chelton Limited.

For further information please contact:

Cobham Antenna Systems, Microwave Antennas, Lambda House, Cheveley, Newmarket, Suffolk, CB8 9RG, UK

T: +44 (0) 1638 732177
E: newmarket.sales@cobham.com
W: www.cobham.com/antennasystems/microwaveantennas