

Omni Antenna

The most important thing we build is trust

Key Features

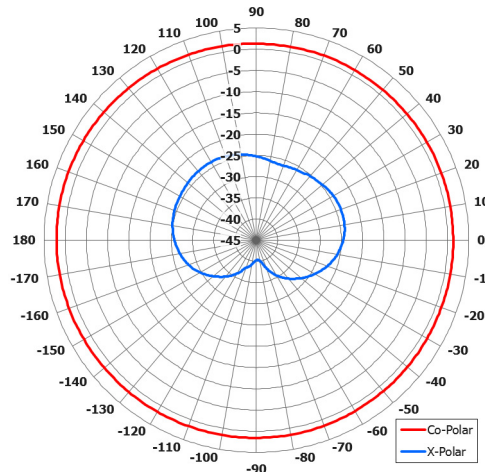
L-Band Omni

Rugged Goose-neck

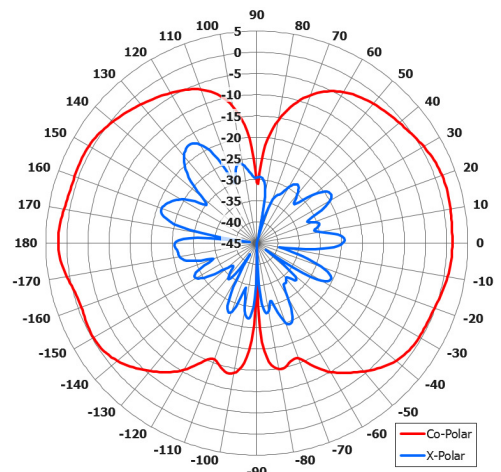
Mounts directly to radio

Excellent Patterns – low ripple

Covers GPS L1 & L2

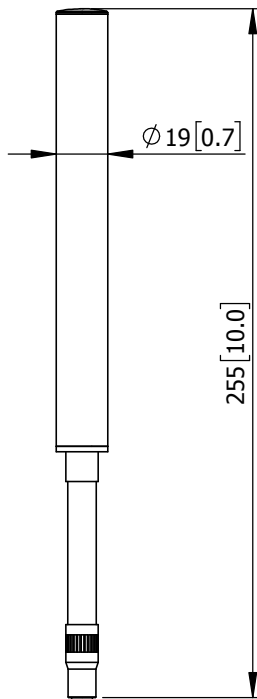


Azimuth Polar Plot



Elevation Polar Plot

**SIDE VIEW**



**BASE VIEW**



**ELECTRICAL**

Frequency:	1.2 - 1.6 GHz
Gain:	2 dBi Nom.
Polarisation:	Linear (Vertical)
Beamwidth:	360° (Az) x 78° (El)
Cross Polar:	24 dB Typ.
VSWR:	1.5:1 Typ, 2:1 Max.
Power Rating:	20 W

**MECHANICAL**

Standard Finish:	Black
Mass:	100 g / 3.5 oz
Temperature:	-20° to +50°C

**MOUNTING OPTIONS**

Kits Available:	N/A
-----------------	-----

DS: 9635-1    Issued: 040618  
 Dimensions: mm [inches]    H

Chelton Limited trading as Cobham Antenna Systems, Microwave Antennas

Chelton Limited has a policy of continuous development and stress that the information provided is a guide only and does not constitute an offer or contract or part thereof. Whilst every effort is made to ensure the accuracy of the information contained in this Data Sheet, no responsibility can be accepted for any errors or omissions.

The copyright of antenna designs and images is copyright protected and owned by Chelton Limited.  
 ©Chelton Limited.

For further information please contact:

Cobham Antenna Systems, Microwave Antennas, Lambda House, Cheveley, Newmarket, Suffolk, CB8 9RG, UK

T: +44 (0) 1638 732177  
 E: [newmarket.sales@cobham.com](mailto:newmarket.sales@cobham.com)  
 W: [www.cobham.com/antennasystems/microwaveantennas](http://www.cobham.com/antennasystems/microwaveantennas)