

## Flat Panel Antenna

The most important thing we build is trust

### Key Features:

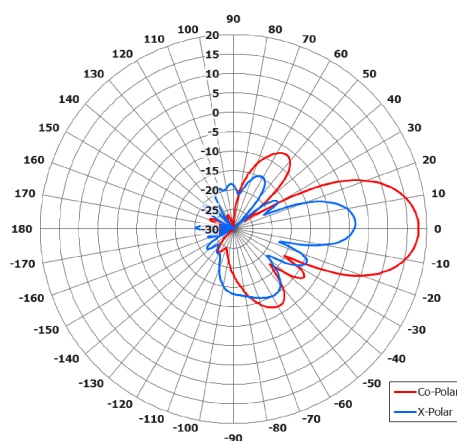
Pattern- Directional

Left Hand Circular Polarised

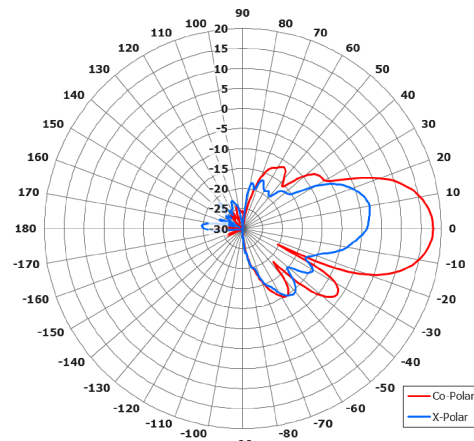
Designed for Point to Point Applications

Suitable for Outdoor Applications

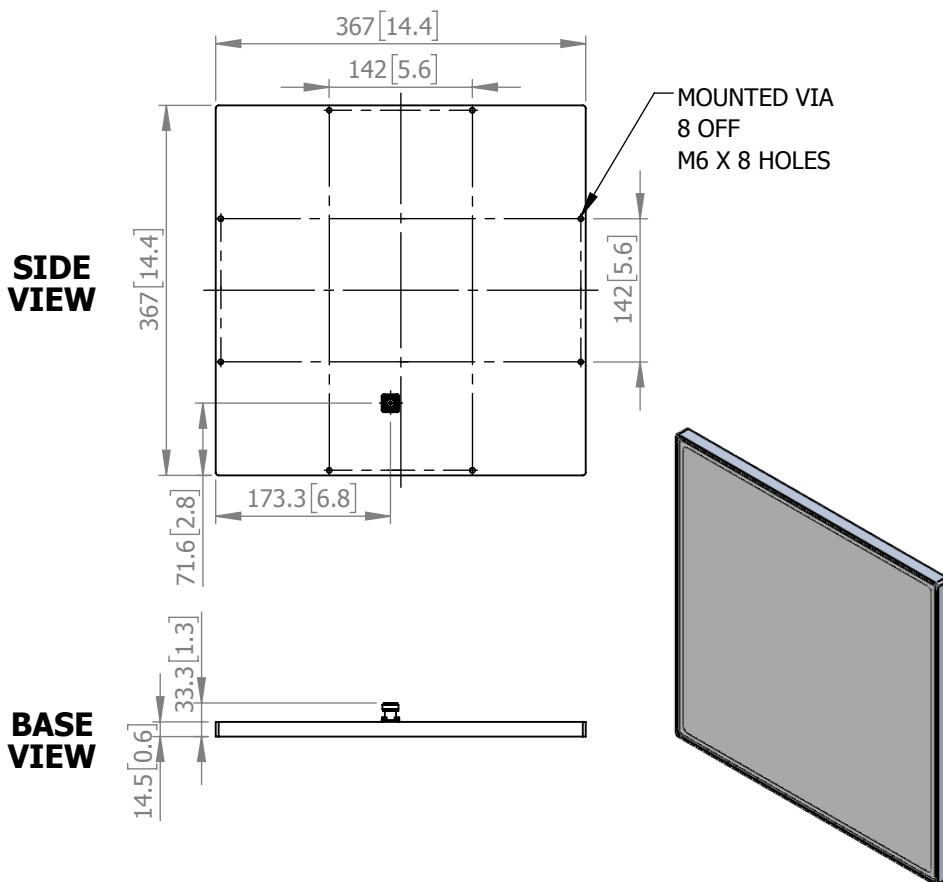
Low Profile



Azimuth Polar Plot



Elevation Polar Plot



### ELECTRICAL

**Frequency:** 2.30 - 2.60 GHz

**Gain:** 18 dBiC Nom.

**Polarisation:** Left Hand Circular

**Beamwidth:** 21° (Az) x 21° (El)

**Axial Ratio:** 3 dB Typ.

**VSWR:** 1.5:1 Max

**Power Rating:** 20 W

**Front to Back:** 30 dB

### MECHANICAL

**Standard Finish:** White Radome

**Mass:** 2.4 Kg / 4.8 lbs

**Temperature:** -20° to +50°C

**Wind Loading:** 193N @ 100 mph

### MOUNTING OPTIONS

**Kits Available:** MKFPA19/162

See Separate Data Sheets

**DS:** 822-2      **Issued:** 190219

**Dimensions:** mm [inches]      **M**

Chelton Limited trading as Cobham Antenna Systems, Microwave Antennas

Chelton Limited has a policy of continuous development and stress that the information provided is a guide only and does not constitute an offer or contract or part thereof. Whilst every effort is made to ensure the accuracy of the information contained in this Data Sheet, no responsibility can be accepted for any errors or omissions.

The copyright of antenna designs and images is copyright protected and owned by Chelton Limited.  
©Chelton Limited.

For further information please contact:

Cobham Antenna Systems, Microwave Antennas, Lambda House, Cheveley, Newmarket, Suffolk, CB8 9RG, UK

T: +44 (0) 1638 732177

E: [newmarket.sales@cobham.com](mailto:newmarket.sales@cobham.com)

W: [www.cobham.com/antennasystems/microwaveantennas](http://www.cobham.com/antennasystems/microwaveantennas)