

# SVD2-2.3V/1779

# COBHAM

## Omni Antenna

The most important thing we build is trust

### Key Features:

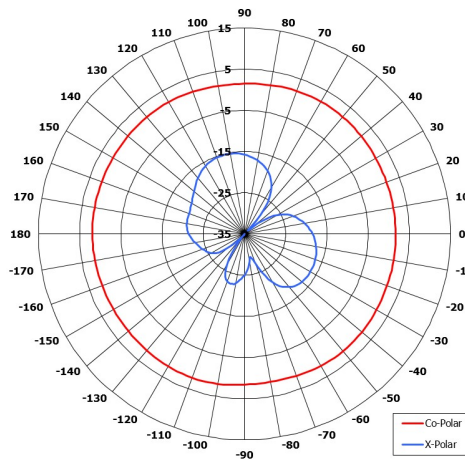
Designed for Security Applications

Suitable for Multiple Applications

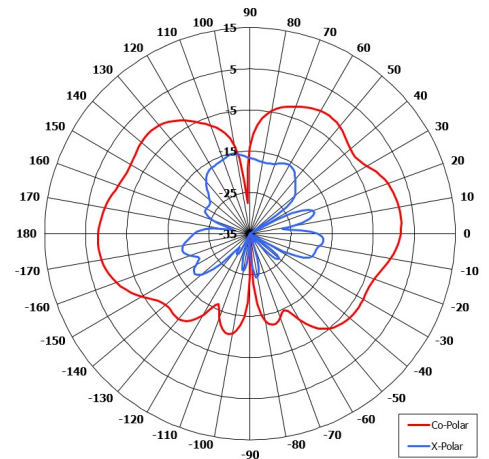
Wide Band

Vertical Polarisation

Low Profile

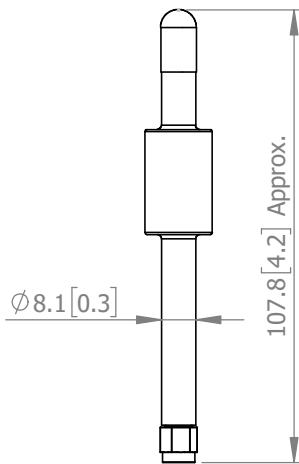


Azimuth Polar Plot

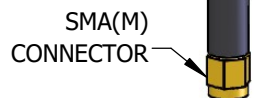
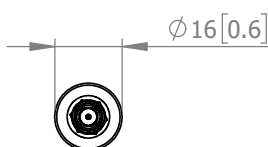


Elevation Polar Plot

### SIDE VIEW



### BASE VIEW



### ELECTRICAL

Frequency:	2.00 - 2.50 GHz
Gain:	2 dBi Nom.
Polarisation:	Linear (Vertical)
Beamwidth:	360° (Az) x 80° (El) Approx.
Cross Polar:	15 dB Typ.
VSWR:	2:1 Typ, 2.5:1 Max.
Power Rating:	10 W
Front to Back:	N/A
Electrical Tilt:	N/A

### MECHANICAL

Standard Finish:	Black
Mass:	21 g / 0.5 oz
Temperature:	-20° to +50°C
Wind Loading:	N/A

### MOUNTING OPTIONS

Kits Available:	N/A
-----------------	-----

See Separate Data Sheets

DS: 1779-2 Issued: 021219  
Dimensions: mm [inches] X (H,M,L)

Chelton Limited trading as Cobham Antenna Systems, Microwave Antennas

Chelton Limited has a policy of continuous development and stress that the information provided is a guide only and does not constitute an offer or contract or part thereof. Whilst every effort is made to ensure the accuracy of the information contained in this Data Sheet, no responsibility can be accepted for any errors or omissions.

The copyright of antenna designs and images is copyright protected and owned by Chelton Limited.  
©Chelton Limited.

For further information please contact:

Cobham Antenna Systems, Microwave Antennas, Lambda House, Cheveley, Newmarket, Suffolk, CB8 9RG, UK

T: +44 (0) 1638 732177  
E: [newmarket.sales@cobham.com](mailto:newmarket.sales@cobham.com)  
W: [www.cobham.com/antennasystems/microwaveantennas](http://www.cobham.com/antennasystems/microwaveantennas)