

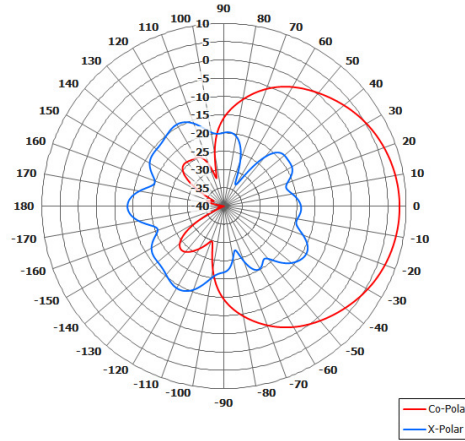
# FPA7-0.4L/2127

Directional Antenna

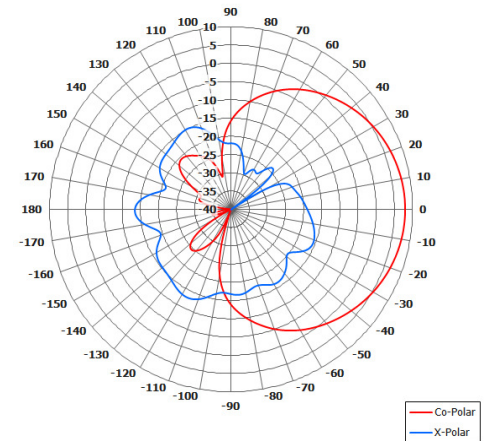


## Key Features

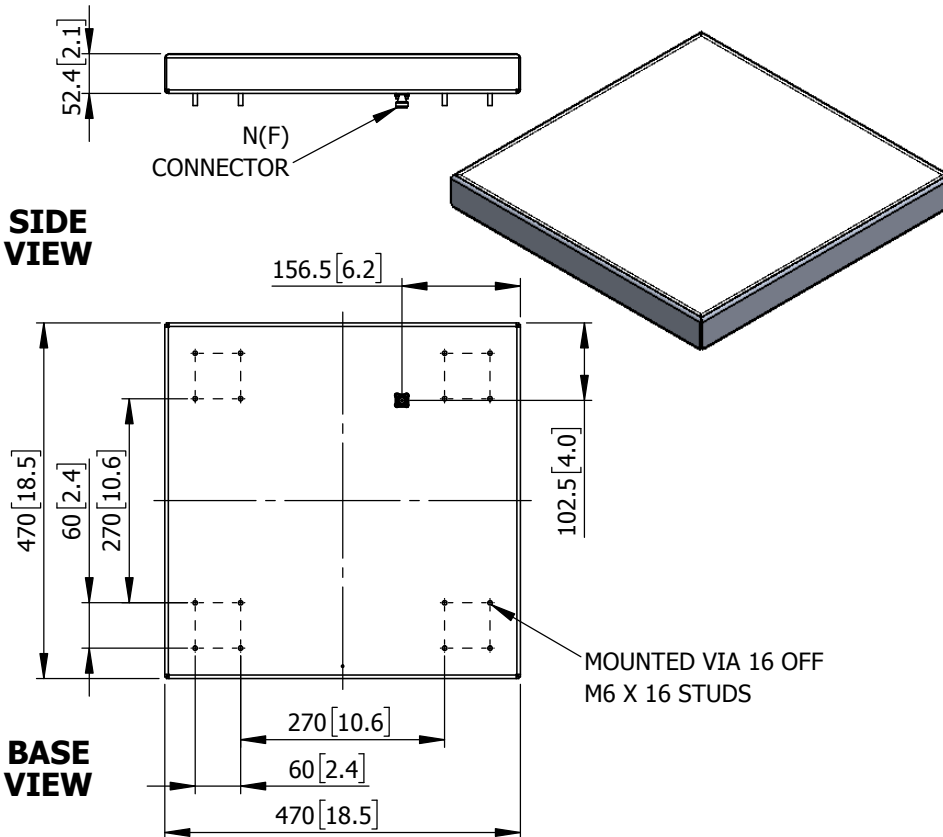
- Rugged design
- Low profile
- Directional pattern
- High Power
- Circular Polarisation



Azimuth Polar Plot



Elevation Polar Plot



## ELECTRICAL

Frequency:	400-450 MHz
Gain:	6 dBIC Typ
Polarisation:	Left Hand Circular
Beamwidth:	65° (Az) x 65° (El) Approx.
Axial Ratio:	3dB Typ.
VSWR:	2:1 Max, <1.5:1 Typ.
Power Rating:	200 W
Front to Back:	>25 dB
Electrical Tilt:	0°

## MECHANICAL

Standard Finish:	White Radome, Aluminium Housing
Mass:	3.5Kg (7.7 lbs)
Temperature:	-20° to +50°C
Wind Loading:	316N @ 100 mph

## MOUNTING OPTIONS

Kits Available:	N/A
See Separate Data Sheets	

GA: 2127-1      Issued: 110119  
 Dimensions: mm [inches]      M

Chelton Limited has a policy of continuous development and stress that the information provided is a guide only and does not constitute an offer or contract or part thereof. Whilst every effort is made to ensure the accuracy of the information contained in this brochure, no responsibility can be accepted for any errors or omissions.

The copyright of antenna designs and images is copyright protected and owned by Chelton Limited.  
 ©Chelton Limited

For further information please contact:  
 Chelton Limited,  
 Lambda House, Cheveley,  
 Newmarket, Suffolk CB8 9RG, UK.  
 T: +44 (0)1638 732 177  
 E: newmarket.sales@chelton.com  
 W: www.chelton.com/microwave