

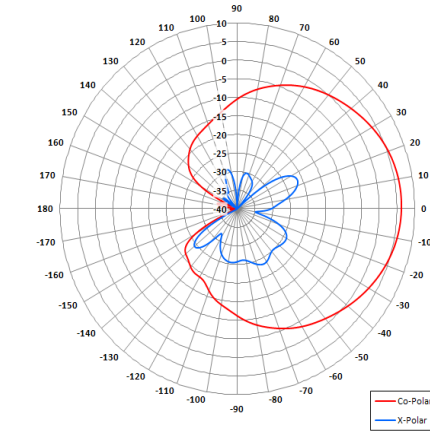
PSA0218L/1501

Spiral Antenna

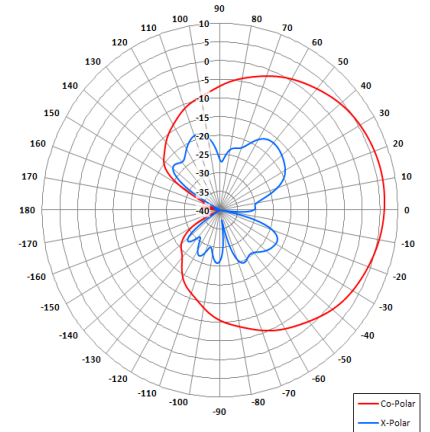


Key Features

- Designed for Electronic Warfare
- Application Designed for DF Arrays
- Pattern - Directional
- Phase Matching Available
- Amplitude Matching Available

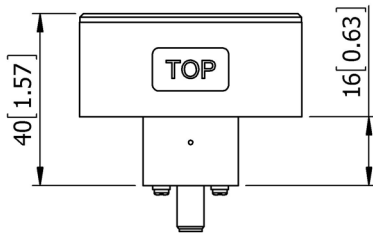


Azimuth Pattern



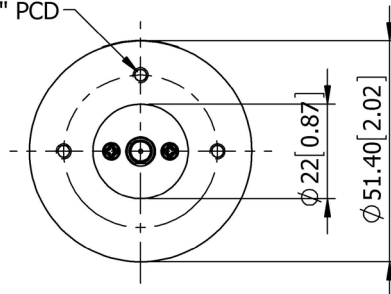
Elevation Pattern

SIDE VIEW

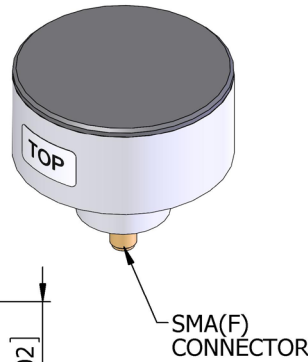


3 x 6-32 UNC TAPPED HOLES x 0.2" DEEP SPACED AT 90° ON 1.4" PCD

BASE VIEW



GA: 1501



ELECTRICAL

Frequency	2.00 - 18.00 GHz
Gain	0 dBiC Min 3-18 GHz, -2 dBiC Min, 2-3 GHz
Polarisation	Left Hand Circular
Beamwidth	75° (Az) x 75° (El) Approx
Axial Ratio	2 dB Max 3-18 GHz, 10 dB Max, 2-3 GHz
VSWR	2:5:1 Max
Power Rating	5W
Front to Back	25 dB Min

MECHANICAL

Standard finish	Grey Radome
Mass	70g (2,5 oz)
Temperature	-40° to +85°C
Wind Loading	

MOUNTING OPTIONS

Kits available	N/A
See separate data sheets	

ADDITIONAL NOTES

Issued 200612

Chelton Limited has a policy of continuous development and stress that the information provided is a guide only and does not constitute an offer or contract or part thereof. Whilst every effort is made to ensure the accuracy of the information contained in this brochure, no responsibility can be accepted for any errors or omissions.

The copyright of antenna designs and images is copyright protected and owned by Chelton Limited.
©Chelton Limited

For further information please contact:
Chelton Limited,
Lambda House, Cheveley,
Newmarket, Suffolk CB8 9RG, UK.
T: +44 (0)1638 732 177
E: newmarket.sales@chelton.com
W: www.chelton.com/microwave