

VOA6-47/914

Omni Antenna



Key Features

Designed for Security Applications

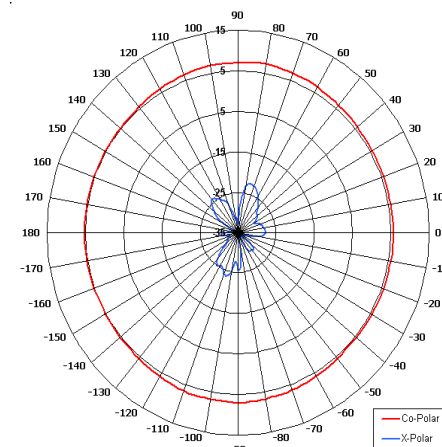
Suitable for Multiple Applications

C-Band Frequency

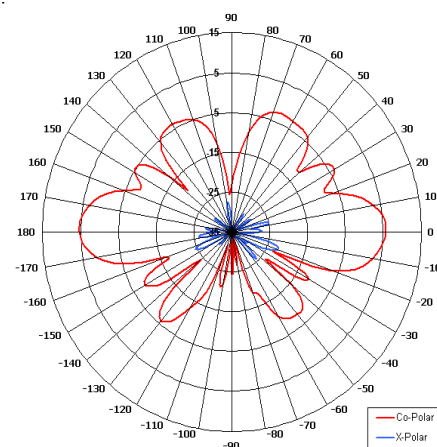
Vertical Polarisation

Mounting Options

Colour Options

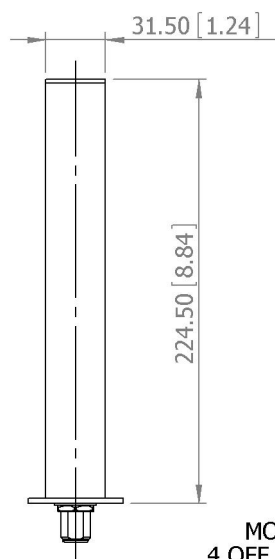


Azimuth Pattern

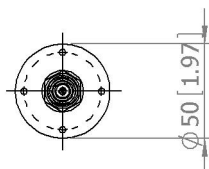


Elevation Pattern

**SIDE
VIEW**



**BASE
VIEW**



MOUNTED VIA
4 OFF $\varnothing 3.3$ [0.13]
HOLES ON 41.0 PCD

N(F) CONNECTOR

GA: 0914

ELECTRICAL

Frequency	4.40 - 5.00 GHz
Gain	6.5 dBi Nom
Polarisation	Linear (Vertical)
Beamwidth	360° (Az) x 23° (El) Approx
Cross Polar	>15 dB
VSWR	2.0:1
Power Rating	50 W
Front to Back	N/A

MECHANICAL

Standard Finish	White
Mass	150 g (5.3 oz)
Temperature	-20° to +50°C
Wind Loading	1.15 Kg (2.53lbs) @ 100mph

MOUNTING OPTIONS

Kits Available	N/A
See separate data sheets	

ADDITIONAL NOTES

Issued 181110

Chelton Limited has a policy of continuous development and stress that the information provided is a guide only and does not constitute an offer or contract or part thereof. Whilst every effort is made to ensure the accuracy of the information contained in this brochure, no responsibility can be accepted for any errors or omissions.

The copyright of antenna designs and images is copyright protected and owned by Chelton Limited.
©Chelton Limited

For further information please contact: Chelton Limited,
Lambda House, Cheveley,
Newmarket, Suffolk CB8 9RG, UK.
T: +44 (0)1638 732 177
E: newmarket.sales@chelton.com
W: www.chelton.com/microwave