

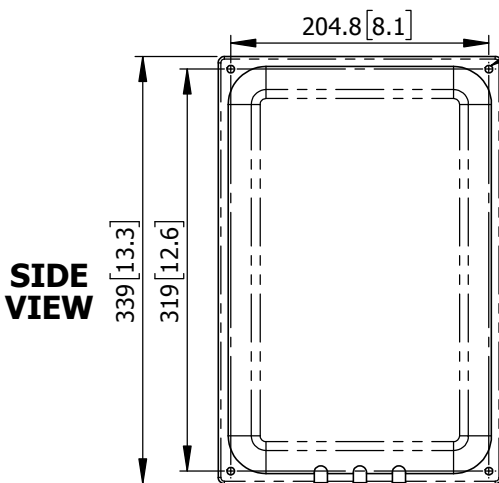
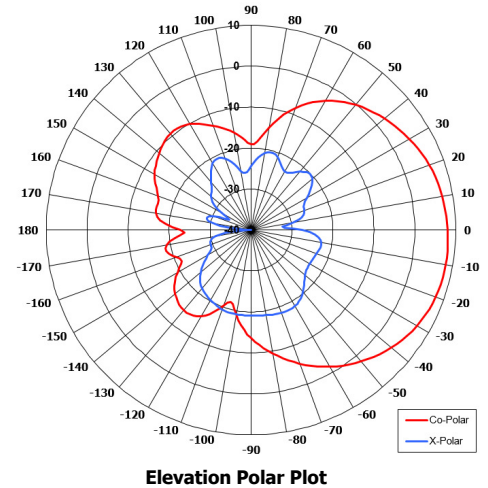
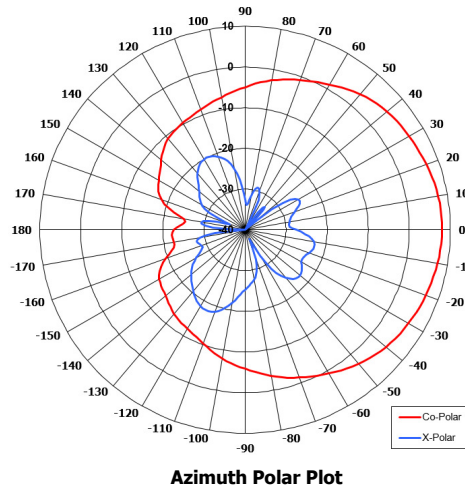
LPA7-TRI-FL-D3/956

Directional Antenna

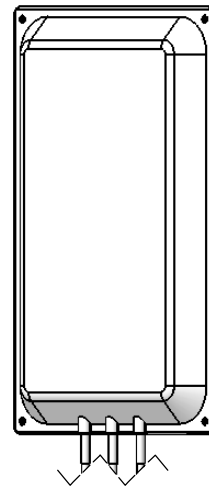


Key Features

- Designed for DAS Applications
- Tri-Band Cellular Antenna
- Vertical Polarisation
- Low Profile
- Integrated Cable Options
- Colour & Connector Options



SUPPLIED WITH 4 OFF No.7 MOUNTING SCREWS AND WHITE SNAP CAPS



ELECTRICAL

Frequency: 880 - 960MHz
1710 - 1880 MHz
1920 - 2175 MHz

Gain: 7 dBi Nom.
Polarisation: Linear (Vertical)
Beamwidth: 80° (Az) x 80° (El) Approx.
Cross Polar: 15 dB
VSWR: 2:1 Max.
Power Rating: 10 W
Front to Back: 20 dB Typ.

MECHANICAL

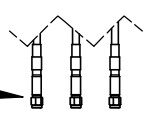
Standard Finish: White Radome, Iridite baseplate
Mass: 0.9 Kg / 2.0 lbs
Temperature: -20° to +50°C
Wind Loading: 12.3 Kg / 27.2 lbs @ 100 mph

MOUNTING OPTIONS

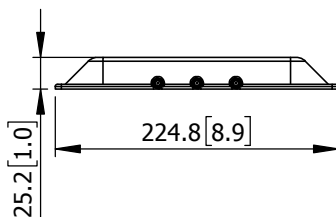
Kits Available: N/A
See Separate Data Sheets

DS: 956-2 **Issued:** 211118
Dimensions: mm [inches] X (H,M,L)

INTEGRAL CABLES WITH WHITE, LOW SMOKE, ZERO HALOGEN JACKETS, 1.0M LONG WITH SMA(M) CONNECTORS



BASE VIEW



PORTS COLOUR CODED AS FOLLOWS:
BLUE - 900 MHz
RED - 1800MHz
GREEN - 2000MHz

Chelton Limited has a policy of continuous development and stress that the information provided is a guide only and does not constitute an offer or contract or part thereof. Whilst every effort is made to ensure the accuracy of the information contained in this brochure, no responsibility can be accepted for any errors or omissions.

The copyright of antenna designs and images is copyright protected and owned by Chelton Limited.
©Chelton Limited

For further information please contact: Chelton Limited, Lambda House, Cheveley, Newmarket, Suffolk CB8 9RG, UK.
T: +44 (0)1638 732 177
E: newmarket.sales@chelton.com
W: www.chelton.com/microwave