

DLPA5-915R-1800R/1217

Low Profile Antenna



Key Features

Designed for Security Applications

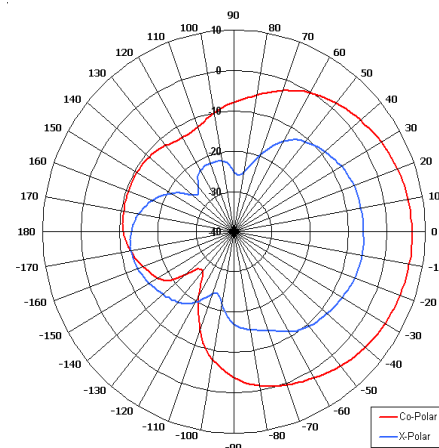
Suitable for Multiple Applications

Right Hand Circular Polarised

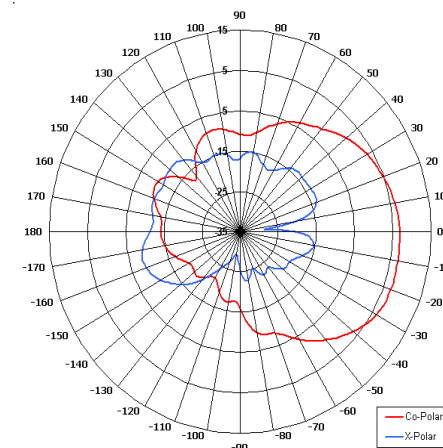
Rugged

Connector Options

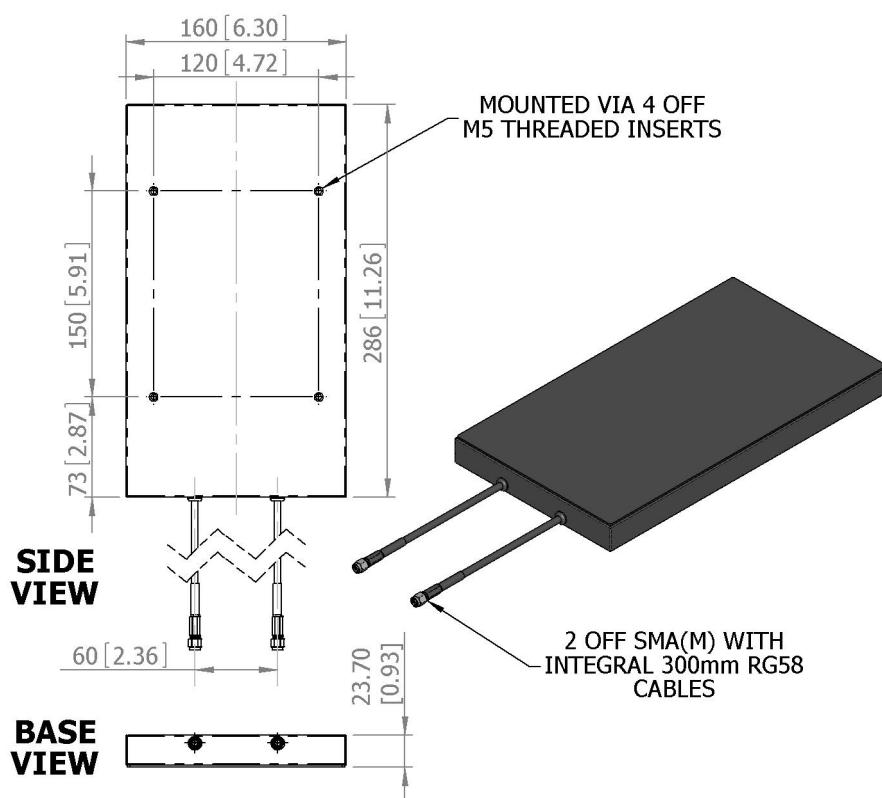
Colour Options



Azimuth Pattern



Elevation Pattern



**SIDE
VIEW**

**BASE
VIEW**

GA: 1217

ELECTRICAL

Frequency	870-960 MHz, 1.71-1.88 GHz
Gain	6.4 dBiC (GSM) 8.5 dBiC (DCS)
Polarisation	2x Right Hand Circular
Beamwidth	80° x 60° (GSM), 60° x 50° (DCS) Approx
Axial Ratio	2-5 dB
VSWR	2.0:1
Power Rating	20 W
Front to Back	>16 dB (GSM), >20 dB (DCS)

MECHANICAL

Standard Finish	Matt Black
Mass	0.61 Kg (1.34 lbs)
Temperature	-20° to +50°C
Wind Loading	7.42 Kg (16.33 lbs) @ 100mph

MOUNTING OPTIONS

Kits Available	N/A
----------------	-----

See separate data sheets

ADDITIONAL NOTES

Issued 081010

Chelton Limited has a policy of continuous development and stress that the information provided is a guide only and does not constitute an offer or contract or part thereof. Whilst every effort is made to ensure the accuracy of the information contained in this brochure, no responsibility can be accepted for any errors or omissions.

The copyright of antenna designs and images is copyright protected and owned by Chelton Limited.
©Chelton Limited

For further information please contact: Chelton Limited,
Lambda House, Cheveley,
Newmarket, Suffolk CB8 9RG, UK.
T: +44 (0)1638 732 177
E: newmarket.sales@chelton.com
W: www.chelton.com/microwave